



ISEC2017: Announcement for the participants

(updated: Oct. 25th)



<On-site registration for the banquet is not acceptable>

On-site registration for the banquet, which is scheduled on Nov. 8th, is **not** acceptable due to the limitation of foodstuff supply. If you have not registered but would like to join the banquet, please let us know immediately by e-mail to the ISEC2017 office (isec2017@solventextraction.gr.jp). The dead line is **Oct 27 th**. You have to pay the banquet fee (10,000yen) at the front desk.



<Free shuttle bus service for ISEC2017>

In ISEC2017, a free shuttle bus is available from Miyazaki airport (or Miyazaki JR station) to the conference venue as follows. The service is first-come-first served basis and has limited number.

If you do not use the free shuttle bus service, please use the public transportation (JR train, public bus or taxi) at your expense.

1. From Miyazaki airport to Seagaia Convention Center (on Nov. 4th (Sat), 5th (Sun))

From AM 9 to PM 5 on Nov. 4th (Sat) and 5th (Sun), the ISEC2017 desk will be opened at Miyazaki airport. You can take the free shuttle bus, which will run every 1 or 2 hours. Please contact to the ISEC2017 desk at the airport.

If you do not take the free shuttle bus, you can take Miyazakikotsu bus or taxi at your expense.

(i) Miyazakikotsu bus (from Miyazaki airport to Seagaia, available only at weekend): 850 JPY, 25 minutes

(ii) Taxi: about 5,000 JPY, 15 minutes

2. From JR Miyazaki station to Seagaia Convention Center (on Nov. 6th (Mon), 7th (Tue), 8th (Wed), 9th (Thu))

Every morning, two free shuttle bus is available at AM 8:15 and AM 8:30 at east entrance of JR Miyazaki station.

Otherwise you can take Miyazakikotsu bus or taxi at your expense.

(i) Miyazakikotsu bus (from JR Miyazaki station (**west** entrance) to Seagaia):

Departure time; AM 7:45, 8:45, 510 JPY, 30 minutes

(ii) Taxi: about 2,500 JPY, 15 minutes

3. From Seagaia Convention Center to JR Miyazaki station (on Nov. 5th (Sun)th, 8th (Wed))

After Welcome Gathering or Banquet has finished, you can take a free shuttle bus (3 buses available) from the Seagaia Convention Center to JR Miyazaki station.

4. From Seagaia Convention Center to JR Miyazaki station (via shopping mall) (on Nov. 6th (Mon), 7th (Tue))

From PM 6 to PM 7, you can take a free shuttle bus (3 buses available) from the Seagaia Convention Center to JR Miyazaki station.

One of the three buses will go through “Aeon Mall Miyazaki” before reaching JR Miyazaki station. If you want to enjoy shopping or having a dinner at the shopping mall, please take this bus. (But you should notice that the free shuttle is one way, you must go back to Seagaia or JR Miyazaki station from the mall by taxi at your expense.)

5. From the Seagaia Convention Center to Miyazaki airport (via JR station) (on Nov. 9th (Thu))

After closing remark in ISEC2017, you can take a free shuttle bus (2 buses) from the Seagaia Convention Center to JR Miyazaki station and Miyazaki airport.

If you do not take the free shuttle bus, you can take a bus or taxi from the Seagaia Convention Center to JR Miyazaki station at your expense.



<Registration>

1. Registration desk

Please come to the 4th floor at the Seagaia Convention Center.

2. Goods in ISEC2017

At the registration desk, you will receive your participation certificate (and its case), a conference bag, a program book, a USB flash memory including the abstract book, and your receipt.

3. Ticket to join the free excursion (updated)

1. In the free excursion on Nov. 8th (wed), **two courses** are arranged. At the registration desk, please receive an excursion ticket by your desired course.

Course A: Shusen-no-mori and Aya suspension bridge (Capacity: 80 persons)

12:30 – 16:00 or 13:00 – 16:30

Seagaia ~ Shusen-no-mori (Shochu spirit theme park: You can taste samples of local beer, wine, and shochu.)

~ Aya Teruha suspension bridge ~ Seagaia

Course B: Udo shrine and Aoshima Island (Capacity: 160 persons)

12:30 – 16:45

Seagaia ~ Aoshima Island ~ Udo shrine (A shrine located in a cliff cave)~ Seagaia

4. Certification of presentation

A certification of your presentation in ISEC2017 will be issued only for the participants who want. Please fill in the application form and submit it at the registration desk.



<Wi-Fi services at the Seagia Convention Center>

1. Internet (Wifi)

Free Wifi service is available at four presentation rooms (rooms for general oral presentation). The password will be shown on-site. Open Wifi (SCC Public) is also available at foyer.

2. Cloak

Cloak service is available at the 2nd floor of the Seagaia Convention Center.



<Presentation>

1. Instruction for presentation

Instruction for oral and poster presentation is shown on ISEC2017 website. You must check it for preparation:

<http://www.solventextraction.gr.jp/isec2017/05instruction.html>

2. Display of poster

After the conference registration desk has opened at PM 2 on Nov. 5th (Sun), you can display your poster any time.

After the poster session has finished on Nov. 7th (Tue), you may remove your poster at any time you like. Posters, which are not removed by AM 11, Nov. 9th (Thu), will be disposed by the organizing committee.

3. Poster printing service and poster display service (Fee-Charged)

Basically a presenter for a poster presentation must bring and display the poster **by yourself**.

If you would like to order the poster printing service and the poster display service with a fee, ISEC2017 organizing committee takes the order as follows:

(i) Poster printing service (20,000 JPY)

Please send a pdf file for your poster by e-mail to ISEC2017 office (isec2017@solventextraction.gr.jp) **by Oct 31st**. The poster will be printed on a polystyrene board (5 mm thickness) by a commercial painter. You must pay the charge (20,000 JPY) **in cash** at the registration desk.

(ii) Poster display service (20,000 JPY)

If you do not want to bring your poster, you can send the poster to ISEC2017 office. The ISEC office will display your poster on behalf of you with a fee. If you want to use the service, please send a mail to ISEC2017 office (isec2017@solventextraction.gr.jp) **by Oct 31st**. You must pay the charge (20,000 JPY) **in cash** at the registration desk.



<Lunch>





1. From Nov. 6th (Mon) to Nov. 8th (Wed)

Lunch will be served at the 2nd floor of the Seagaia Convention Center. Lunch tickets are not distributed. You can enter lunch rooms **by showing your participation card** for ISEC2017.

2. On Nov. 9th (Thu)

On the closing date, lunch is not served. Instead, breads and drinks will be provided in limited quantity after closing remarks.

Courses: free excursion on Oct. 8th (ISEC2017)

NO	Date		Dep.	Meet	Capacity	Schedule			
1-A	8-Nov	Wed	12:30	 Hotel Entrance 1F	40	Shochu Factory		Sight Seen	
						Sheraton Hotel	————SHUSENOMORI————	AYA Suspention bridge	Sheraton Hotel
				1BUS		12:30	13:00~14:30	15:00~15:30	16:00
1-B	8-Nov	Wed	13:00	 Hotel Entrance 1F	40	Shochu Factory		Sight Seen	
						Sheraton Hotel	————SHUSENOMORI————	AYA Suspention bridge	Sheraton Hotel
				1BUS		13:00	13:30~15:00	15:30~16:00	16:30
2-A	8-Nov	Wed	12:30	 Hotel Entrance 1F	80	Sight Seen		Sight Seen	
						Hotel	———— AOSHIMA Island ————	UDO Shrine	Sheraton Hotel
				2BUS		12:30	13:15~14:30	14:45~15:45	16:45
2-B	8-Nov	Wed	12:30	 Hotel Entrance 1F	80	Sight Seen		Sight Seen	
						Hotel	———— UDO Shrine ————	AOSHIMA Island	Sheraton Hotel
				2BUS		12:30	13:30~14:30	15:00~16:00	16:45